



POLITICS

Daily Presidential Tracking Poll

Friday, September 19, 2025



The Rasmussen Reports daily Presidential Tracking Poll for Friday shows that 53% of Likely U.S. Voters approve of President Trump's job performance. Forty-six percent (46%) disapprove.


The latest figures include 34% who Strongly Approve of the job Trump is doing and 37% who Strongly Disapprove. This gives him a Presidential Approval Index rating of - 3. ([see trends](#))

(Not getting our eNewsletter? Sign up [HERE](#). Already signed up? Try adding updates@rasmussenreports.com to your contacts or whitelisting us. Still having trouble – email subscriptions@rasmussenreports.com. If it's in the news, it's in our polls).

Sign up: Free daily newsletter

Sign up!


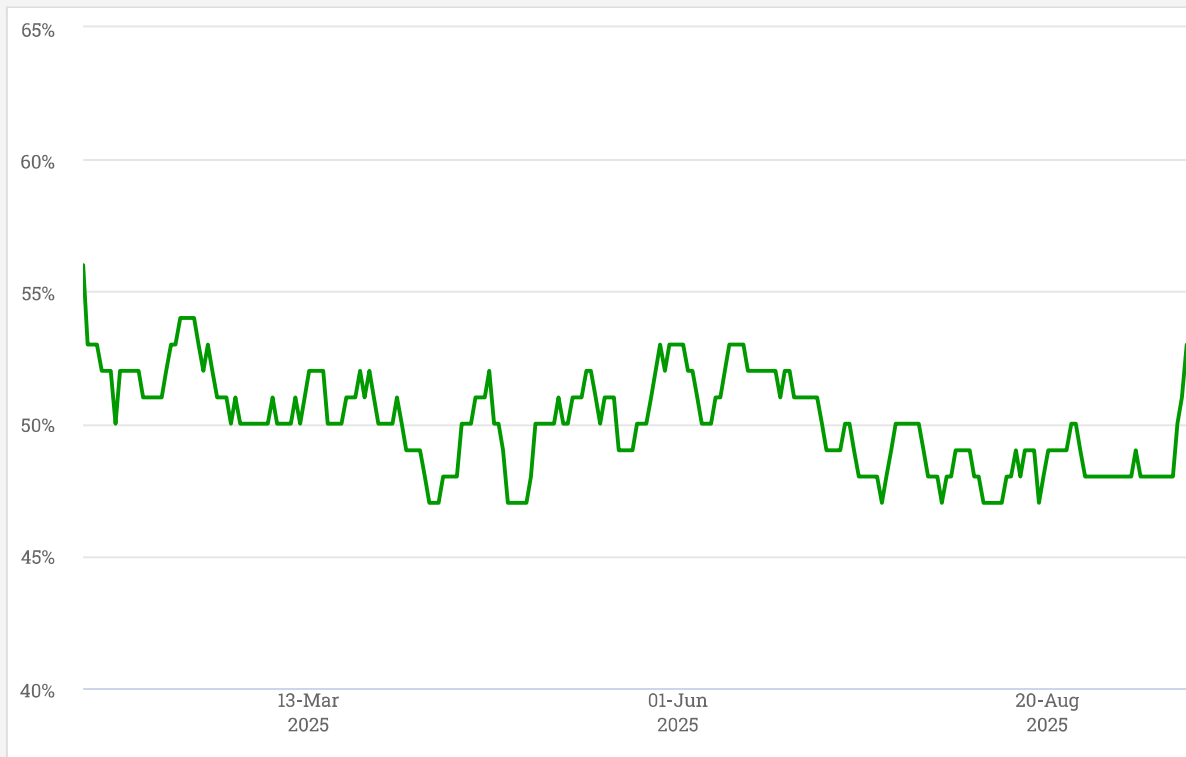
Rasmussen Reports is the only nationally recognized public opinion firm that still tracks President Trump's job approval ratings on a daily basis. If your organization is interested in a weekly or longer sponsorship of Rasmussen Reports' Daily Presidential Tracking Poll, please send e-mail to info@rasmussenreports.com.



Total Approval

1,500 likely voters +/- 3%

— Total Approve



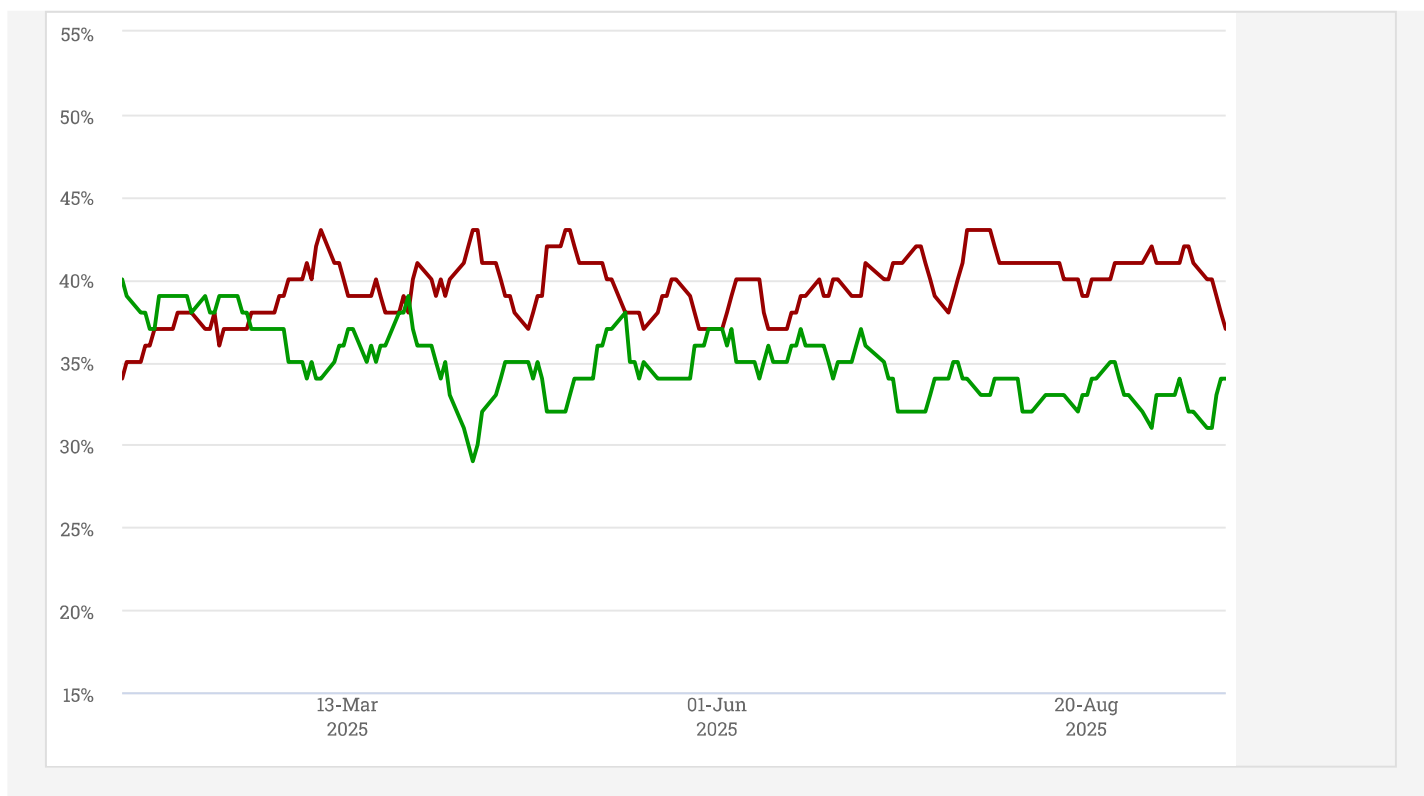
Approval Index

1,500 likely voters +/- 3%

-3

CURRENT INDEX
RATING

— Strongly Disapprove — Strongly Approve



Some readers wonder [how we come up with our job approval ratings for the president](#) since they often don't show as dramatic a change as some other pollsters do. It depends on how you ask the question and whom you ask. To get a sense of longer-term job approval trends for the president, Rasmussen Reports compiles our tracking data on a full month-by-month basis. Rasmussen Reports has been a pioneer in the use of automated telephone polling techniques, but many other firms still utilize their own operator-assisted technology ([see methodology](#)).

Daily tracking results are collected via telephone surveys of 300 likely voters per night and reported on a five-day rolling average basis. To reach those who have abandoned traditional landline telephones, Rasmussen Reports uses an online survey tool to interview randomly selected participants from a demographically diverse panel.

The margin of sampling error for the full sample of 1,500 Likely Voters is +/- 2.5 percentage points with a 95% level of confidence. Results are also compiled on a full-week basis and crosstabs for [full-week results](#) are available for [Platinum Members](#).

Related Articles